


# **TRIPLE S** *Customs*

## **CHEVROLET TRAILBLAZER 2002-2005 VEHICLE WIRING**

WIRING INFORMATION: 2002 Chevy Trailblazer

WIRE	WIRE COLOR	WIRE LOCATION
12V CONSTANT WIRE	RED and RED/WHITE	Ignition Harness
STARTER WIRE	YELLOW	Ignition Harness
IGNITION WIRE	PINK	Ignition Harness
SECOND IGNITION WIRE	WHITE	Ignition Harness
ACCESSORY WIRE	ORANGE	Ignition Harness
SECOND ACCESSORY WIRE	BROWN	Ignition Harness
KEYSENSE WIRE (-)	LT.GREEN	Ignition Harness
POWER DOOR LOCK	On these vehicles, door locks are controlled by a data bus system. This requires interfacing the door locks in several locations (each of the front doors, the rear hatch, and the fuse box under the rear seat) or using a databus interface module made specifically for this vehicle.	
POWER DOOR UNLOCK		
PARKING LIGHTS (-)	GRAY/BLACK	At Headlight Switch
DOME LIGHT WIRE (+)	GRAY/BLACK	Fuse Box Under Rear Seat
LEFT FRONT DOOR TRIGGER (-)	GRAY/BLACK	At Blue Plug At Window Switch In LF Door
RIGHT FRONT DOOR TRIGGER (-)	BLACK/WHITE	At Blue Plug At Window Switch In RF Door
LEFT REAR DOOR TRIGGER (-)	BLUE/BLACK	In Harness Under Door Sill At LR Door
RIGHT REAR DOOR TRIGGER (-)	GREEN/BLACK	In Harness Under Door Sill At RR Door
LIFTGATE GLASS TRIGGER (-)	PURPLE	At Liftgate Module Inside Liftgate
REAR HATCH TRIGGER (-)	PINK/BLACK	At Liftgate Module Inside Liftgate
FACTORY ALARM DISARM (-)	LT.GREEN	At Blue Plug At Window Switch In LF Door
TACHOMETER WIRE	WHITE	At PCM On Driver Side Of Engine Bay
BRAKE WIRE (+)	WHITE	At Brake Pedal Switch
HORN TRIGGER (-)	BLACK or BLACK/YELLOW	Large Black Connector Under Column
LEFT FRONT WINDOW UP	BLUE	At Switch Inside Driver Door
LEFT FRONT WINDOW DOWN	BROWN	At Switch Inside Driver Door
RIGHT FRONT WINDOW UP	LT.BLUE	At Switch Inside Passenger Door
RIGHT FRONT WINDOW DOWN	TAN	At Switch Inside Passenger Door
LEFT REAR WINDOW UP	BLUE	At Switch Inside Left Rear Door
LEFT REAR WINDOW DOWN	BROWN	At Switch Inside Left Rear Door
RIGHT REAR WINDOW UP	BLUE	At Switch Inside Right Rear Door
RIGHT REAR WINDOW DOWN	BROWN	At Switch Inside Right Rear Door


This vehicle is equipped with the Passlock II anti-theft system. This must be bypassed when installing a remote start system.



WIRING INFORMATION: 2003 Chevy Trailblazer

WIRE	WIRE COLOR	WIRE LOCATION
12V CONSTANT WIRE	RED and RED/WHITE	Ignition Harness
STARTER WIRE	YELLOW	Ignition Harness
IGNITION WIRE	PINK	Ignition Harness
SECOND IGNITION WIRE	WHITE	Ignition Harness
ACCESSORY WIRE	ORANGE	Ignition Harness
SECOND ACCESSORY WIRE	BROWN	Ignition Harness
KEYSENSE WIRE (-)	LT.GREEN	Ignition Harness
POWER DOOR LOCK	On these vehicles, door locks are controlled by a data bus system. This requires interfacing the door locks in several locations (each of the front doors, the rear hatch, and the fuse box under the rear seat) or using a databus interface module made specifically for this vehicle.	
POWER DOOR UNLOCK		
PARKING LIGHTS (-)	GRAY/BLACK	At Headlight Switch
DOME LIGHT WIRE (+)	GRAY/BLACK	Fuse Box Under Rear Seat
LEFT FRONT DOOR TRIGGER (-)	GRAY/BLACK	At Blue Plug At Window Switch In LF Door
RIGHT FRONT DOOR TRIGGER (-)	BLACK/WHITE	At Blue Plug At Window Switch In RF Door
LEFT REAR DOOR TRIGGER (-)	BLUE/BLACK	In Harness Under Door Sill At LR Door
RIGHT REAR DOOR TRIGGER (-)	GREEN/BLACK	In Harness Under Door Sill At RR Door
LIFTGATE GLASS TRIGGER (-)	PURPLE	At Liftgate Module Inside Liftgate
REAR HATCH TRIGGER (-)	PINK/BLACK	At Liftgate Module Inside Liftgate
FACTORY ALARM DISARM (-)	LT.GREEN	At Blue Plug At Window Switch In LF Door
TACHOMETER WIRE	WHITE	At PCM On Driver Side Of Engine Bay
BRAKE WIRE (+)	WHITE	At Brake Pedal Switch
HORN TRIGGER (-)	BLACK or BLACK/YELLOW	Large Black Connector Under Column
LEFT FRONT WINDOW UP	BLUE	At Switch Inside Driver Door
LEFT FRONT WINDOW DOWN	BROWN	At Switch Inside Driver Door
RIGHT FRONT WINDOW UP	LT.BLUE	At Switch Inside Passenger Door
RIGHT FRONT WINDOW DOWN	TAN	At Switch Inside Passenger Door
LEFT REAR WINDOW UP	BLUE	At Switch Inside Left Rear Door
LEFT REAR WINDOW DOWN	BROWN	At Switch Inside Left Rear Door
RIGHT REAR WINDOW UP	BLUE	At Switch Inside Right Rear Door
RIGHT REAR WINDOW DOWN	BROWN	At Switch Inside Right Rear Door


This vehicle is equipped with the Passlock II anti-theft system. This must be bypassed when installing a remote start system.



WIRING INFORMATION: 2004 Chevy Trailblazer

WIRE	WIRE COLOR	WIRE LOCATION
12V CONSTANT WIRE	RED and RED/WHITE	Ignition Harness
STARTER WIRE	YELLOW	Ignition Harness
IGNITION WIRE	PINK	Ignition Harness
SECOND IGNITION WIRE	WHITE	Ignition Harness
ACCESSORY WIRE	ORANGE	Ignition Harness
SECOND ACCESSORY WIRE	BROWN	Ignition Harness
KEYSENSE WIRE (-)	LT.GREEN	Ignition Harness
POWER DOOR LOCK	On these vehicles, door locks are controlled by a data bus system. This requires interfacing the door locks in several locations (each of the front doors, the rear hatch, and the fuse box under the rear seat) or using a databus interface module made specifically for this vehicle.	
POWER DOOR UNLOCK		
PARKING LIGHTS (-)	GRAY/BLACK	At Headlight Switch
DOME LIGHT WIRE (+)	GRAY/BLACK	Fuse Box Under Rear Seat
LEFT FRONT DOOR TRIGGER (-)	GRAY/BLACK	At Blue Plug At Window Switch In LF Door
RIGHT FRONT DOOR TRIGGER (-)	BLACK/WHITE	At Blue Plug At Window Switch In RF Door
LEFT REAR DOOR TRIGGER (-)	BLUE/BLACK	In Harness Under Door Sill At LR Door
RIGHT REAR DOOR TRIGGER (-)	GREEN/BLACK	In Harness Under Door Sill At RR Door
LIFTGATE GLASS TRIGGER (-)	PURPLE	At Liftgate Module Inside Liftgate
REAR HATCH TRIGGER (-)	PINK/BLACK	At Liftgate Module Inside Liftgate
FACTORY ALARM DISARM (-)	LT.GREEN	At Blue Plug At Window Switch In LF Door
TACHOMETER WIRE	WHITE	At PCM On Driver Side Of Engine Bay
BRAKE WIRE (+)	WHITE	At Brake Pedal Switch
HORN TRIGGER (-)	BLACK or BLACK/YELLOW	Large Black Connector Under Column
LEFT FRONT WINDOW UP	BLUE	At Switch Inside Driver Door
LEFT FRONT WINDOW DOWN	BROWN	At Switch Inside Driver Door
RIGHT FRONT WINDOW UP	LT.BLUE	At Switch Inside Passenger Door
RIGHT FRONT WINDOW DOWN	TAN	At Switch Inside Passenger Door
LEFT REAR WINDOW UP	BLUE	At Switch Inside Left Rear Door
LEFT REAR WINDOW DOWN	BROWN	At Switch Inside Left Rear Door
RIGHT REAR WINDOW UP	BLUE	At Switch Inside Right Rear Door
RIGHT REAR WINDOW DOWN	BROWN	At Switch Inside Right Rear Door

This vehicle is equipped with the Passlock II anti-theft system. This must be bypassed when installing a remote start system.



WIRING INFORMATION: 2005 Chevy Trailblazer

WIRE	WIRE COLOR	WIRE LOCATION
12V CONSTANT WIRE	RED and RED/WHITE	Ignition Harness
STARTER WIRE	YELLOW	Ignition Harness
IGNITION WIRE	PINK	Ignition Harness
SECOND IGNITION WIRE	WHITE	Ignition Harness
ACCESSORY WIRE	ORANGE	Ignition Harness
SECOND ACCESSORY WIRE	BROWN	Ignition Harness
KEYSENSE WIRE (-)	LT.GREEN	Ignition Harness
POWER DOOR LOCK	On these vehicles, door locks are controlled by a data bus system. This requires interfacing the door locks in several locations (each of the front doors, the rear hatch, and the fuse box under the rear seat) or using a databus interface module made specifically for this vehicle.	
POWER DOOR UNLOCK		
PARKING LIGHTS (-)	GRAY/BLACK	At Headlight Switch
DOME LIGHT WIRE (+)	GRAY/BLACK	Fuse Box Under Rear Seat
LEFT FRONT DOOR TRIGGER (-)	GRAY/BLACK	At Blue Plug At Window Switch In LF Door
RIGHT FRONT DOOR TRIGGER (-)	BLACK/WHITE	At Blue Plug At Window Switch In RF Door
LEFT REAR DOOR TRIGGER (-)	BLUE/BLACK	In Harness Under Door Sill At LR Door
RIGHT REAR DOOR TRIGGER (-)	GREEN/BLACK	In Harness Under Door Sill At RR Door
LIFTGATE GLASS TRIGGER (-)	PURPLE	At Liftgate Module Inside Liftgate
REAR HATCH TRIGGER (-)	PINK/BLACK	At Liftgate Module Inside Liftgate
FACTORY ALARM DISARM (-)	LT.GREEN	At Blue Plug At Window Switch In LF Door
TACHOMETER WIRE	WHITE	At PCM On Driver Side Of Engine Bay
BRAKE WIRE (+)	WHITE	At Brake Pedal Switch
HORN TRIGGER (-)	BLACK or BLACK/YELLOW	Large Black Connector Under Column
LEFT FRONT WINDOW UP	BLUE	At Switch Inside Driver Door
LEFT FRONT WINDOW DOWN	BROWN	At Switch Inside Driver Door
RIGHT FRONT WINDOW UP	LT.BLUE	At Switch Inside Passenger Door
RIGHT FRONT WINDOW DOWN	TAN	At Switch Inside Passenger Door
LEFT REAR WINDOW UP	BLUE	At Switch Inside Left Rear Door
LEFT REAR WINDOW DOWN	BROWN	At Switch Inside Left Rear Door
RIGHT REAR WINDOW UP	BLUE	At Switch Inside Right Rear Door
RIGHT REAR WINDOW DOWN	BROWN	At Switch Inside Right Rear Door

This vehicle is equipped with the Passlock II anti-theft system. This must be bypassed when installing a remote start system.

